

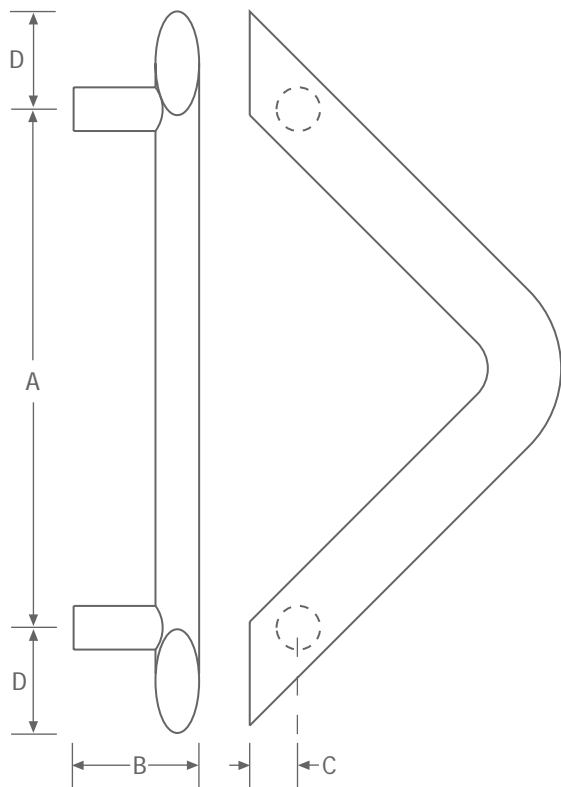


DESIGNER RANGE door handles are all made to order.
Please check with our sales team concerning DDA & Document M requirements.

Detailed Photography



Technical Illustration



Style	Diameter \varnothing	Centres(A)	Projection(B)	(C)	Overrun(D)	Finish	Code
ASH 211	19	250 - 300	65	20	NA	Polished Stainless	PS
ASH 211	25	250 - 350	65	20	NA	Satin Stainless	SS
ASH 211	32	250 - 400	80	20	NA	Polished Brass	PB
ASH 211	38	300 - 450	80	20	NA	Satin Brass	SB

** Extra fixing points may be required on some sizes.
Contact our technical department for assistance.

Ordering Guide

Please use the following guide as an example when placing an order.

Style

Centres


Fixing kit

ASH211 . (38) . 400 . PS . F2A

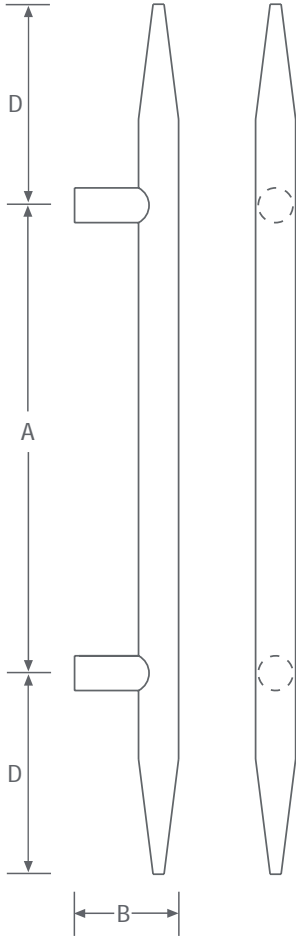
Diameter

Finish

26 Detailed Photography



Technical Illustration



Style	Diameter \varnothing	Centres(A)	Projection(B)	Throw(C)	Overrun(D)	Finish	Code
ASH 212	19	300 - 1250	65	NA	150	Polished Stainless	PS
ASH 212	25	400 - 1500	65	NA	150	Satin Stainless	SS
ASH 212	32	550 - 2100	80	NA	150	Polished Brass	PB
ASH 212	38**	600 - 2500	80	NA	150	Satin Brass	SB

** Extra fixing points may be required on some sizes.
Contact our technical department for assistance.

Ordering Guide

Please use the following guide as an example when placing an order.

Style

Centres

Fixing kit

ASH212 . (25) . 500 . SB . F2A

Diameter

Finish

ASH215 Designer Range



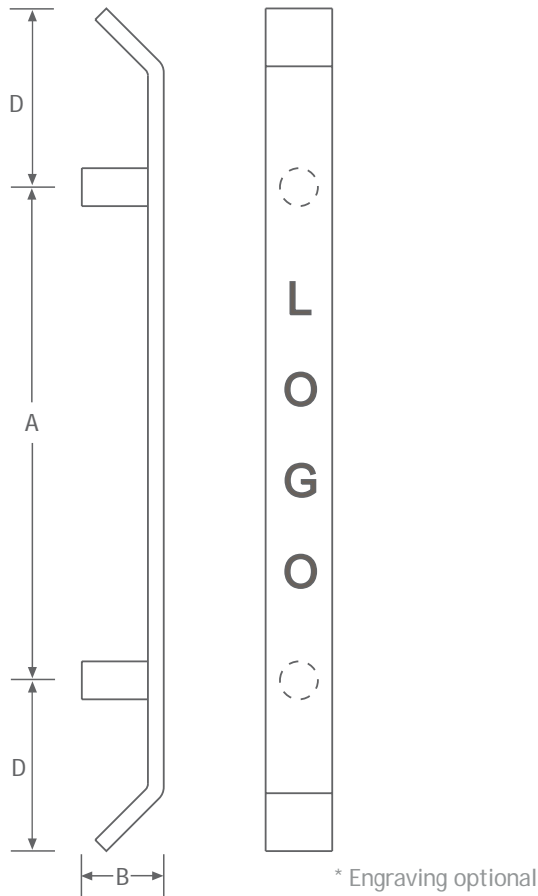
Technical Specification

Detailed Photography



Technical Illustration

27



Style	Plate Size	Centres(A)	Projection(B)	Throw(C)	Overrun(D)	Finish	Code
ASH 215	50 x 8mm	200 - 1500	56	NA	75	Polished Stainless	PS
						Satin Stainless	SS
						Polished Brass	PB
						Satin Brass	SB

** Extra fixing points may be required on some sizes.
Contact our technical department for assistance.

Ordering Guide

Please use the following guide as an example when placing an order.

CentresFixing kit

ASH215 . 500 . SS . F2A

StyleFinish

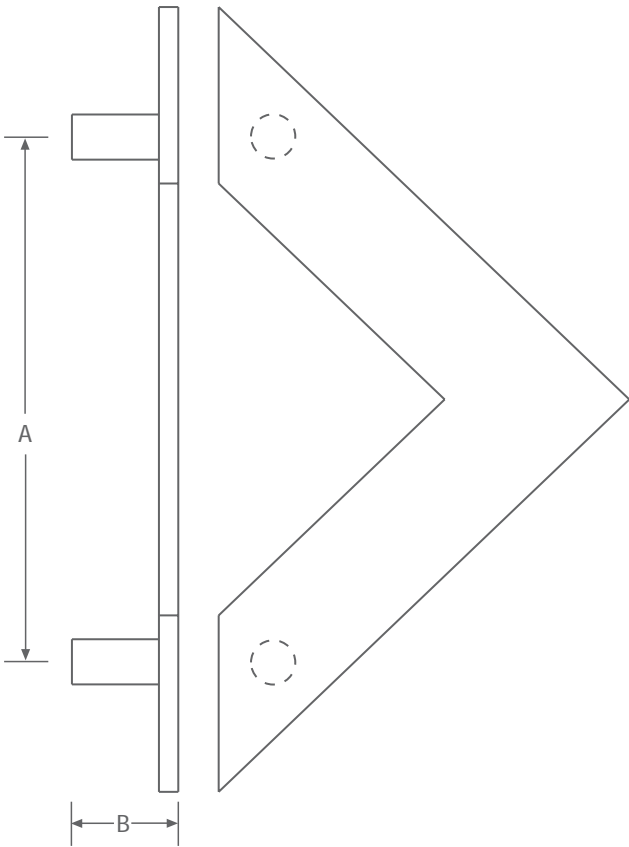
More ordering and fixing information can be found at the back of this catalogue

ASH 215

28 Detailed Photography



Technical Illustration



Style	Plate Size	Centres(A)	Projection(B)	Throw(C)	Overrun(D)	Finish	Code
ASH 218	50 x 8mm	200 - 350	56	NA	NA	Polished Stainless	PS
						Satin Stainless	SS
						Polished Brass	PB
						Satin Brass	SB

** Extra fixing points may be required on some sizes.
Contact our technical department for assistance.

Ordering Guide


Please use the following guide as an example when placing an order.

CentresFixing kit

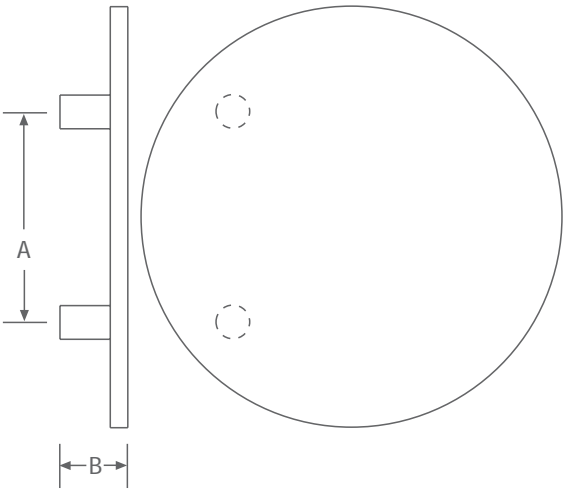
ASH218 . 350 . PS . F2A

StyleFinish

Detailed Photography



Technical Illustration



Style	Plate Size	Centres(A)	Projection(B)	Throw(C)	Overrun(D)	Finish	Code
ASH 220	8mm	150 - 200	56	NA	NA	Polished Stainless	PS
						Satin Stainless	SS
						Polished Brass	PB
						Satin Brass	SB

** Extra fixing points may be required on some sizes.
Contact our technical department for assistance.

Ordering Guide

Please use the following guide as an example when placing an order.

Centres

Fixing kit

ASH220 . 200 . PB . F2A

Style

Finish

ASH227 Designer Range

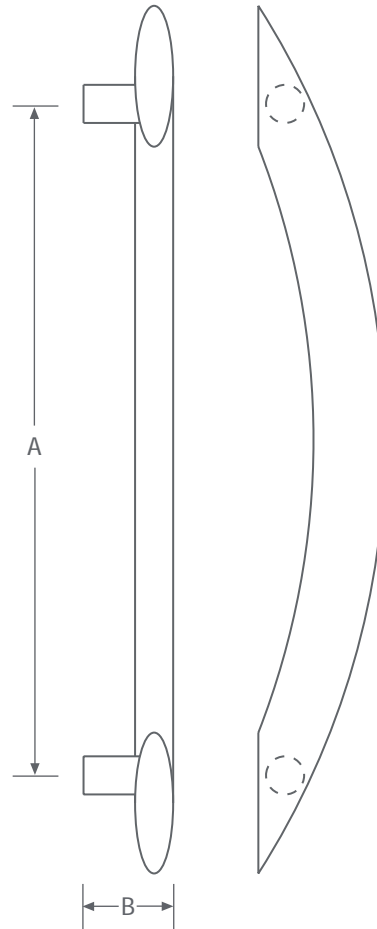


Technical Specification

30 Detailed Photography



Technical Illustration



Style	Diameter \varnothing	Centres(A)	Projection(B)	Throw(C)	Overrun(D)	Finish	Code
ASH 227	19	200 - 1250	65	NA	NA	Polished Stainless	PS
ASH 227	25	250 - 2000	65	NA	NA	Satin Stainless	SS
ASH 227	32**	300 - 2500	80	NA	NA	Polished Brass	PB
ASH 227	38**	600 - 3000	80	NA	NA	Satin Brass	SB

** Extra fixing points may be required on some sizes.
Contact our technical department for assistance.

Ordering Guide

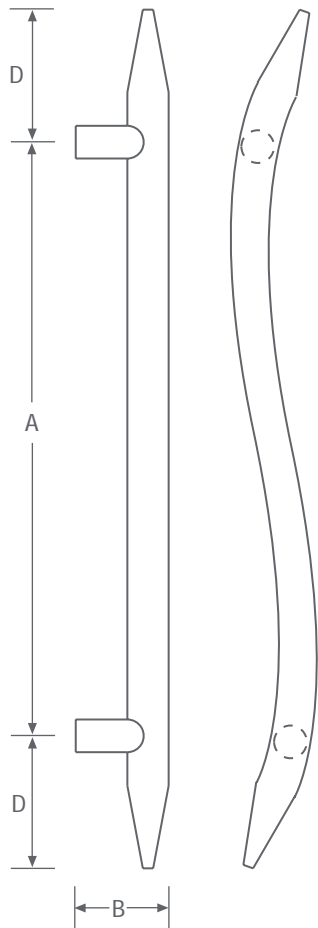
Please use the following guide as an example when placing an order.

Style Centres Fixing kit
ASH227 . (38) . 500 . PS . F2A
Diameter Finish

Detailed Photography



Technical Illustration



Style	Diameter ø	Centres(A)	Projection(B)	Throw(C)	Overrun(D)	Finish	Code
ASH 228	19**	300 - 1250	65	NA	100	Polished Stainless	PS
ASH 228	25**	500 - 1500	65	NA	100	Satin Stainless	SS
ASH 228	32**	650 - 2100	80	NA	100	Polished Brass	PB
ASH 228	38**	1000 - 2500	80	NA	100	Satin Brass	SB

** Extra fixing points may be required on some sizes.
Contact our technical department for assistance.

Ordering Guide

Please use the following guide as an example when placing an order.

Style

Centres


Fixing kit

ASH228 . (38) . 800 . SB . F2A

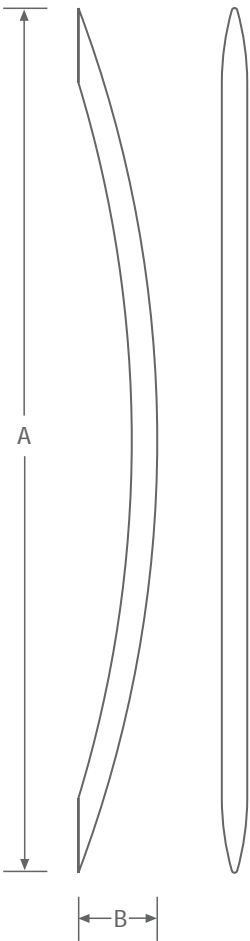
Diameter

Finish

32 Detailed Photography



Technical Illustration



Style	Diameter \varnothing	Centres(A)	Projection(B)	Throw(C)	Overrun(D)	Finish	Code
ASH 230	25	300 - 1500	***	NA	NA	Polished Stainless	PS
ASH 230	32	300 - 2000	***	NA	NA	Satin Stainless	SS
ASH 230	38	500 - 2500	***	NA	NA	Polished Brass	PB
						Satin Brass	SB

** Extra fixing points may be required on some sizes.
Contact our technical department for assistance.

*** Contact office for details.

Ordering Guide

Please use the following guide as an example when placing an order.

Style

Centres

Fixing kit

ASH230 . (38) . 500 . PS . F2A

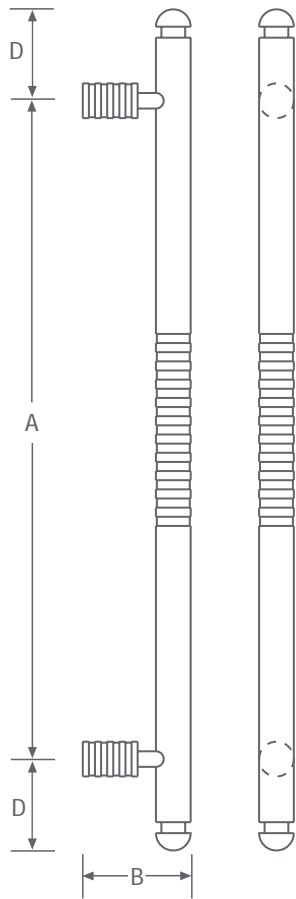
Diameter

Finish

Detailed Photography



Technical Illustration



Style	Diameter \varnothing	Centres(A)	Projection(B)	Throw(C)	Overrun(D)	Finish	Code
ASH 231	19	250 - 1250	65	NA	85	Polished Stainless	PS
ASH 231	25	300 - 1500	80	NA	85	Satin Stainless	SS
ASH 231	32	500 - 2100	80	NA	85	Polished Brass	PB
ASH 231	38**	1000 - 2500	80	NA	85	Satin Brass	SB

** Extra fixing points may be required on some sizes.
Contact our technical department for assistance.

Ordering Guide

Please use the following guide as an example when placing an order.

Style

Centres


Fixing kit

ASH231 . (25) . 800 . SS . F2A

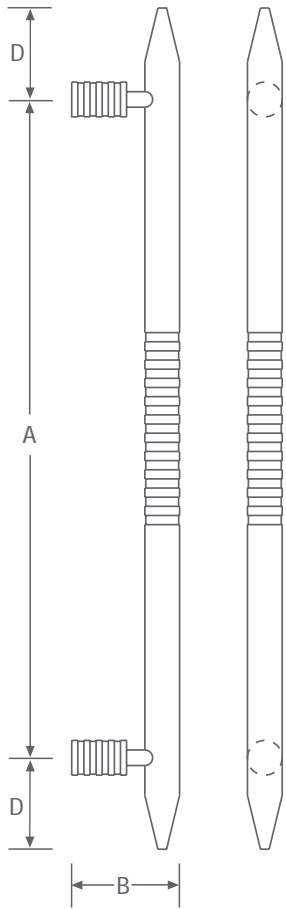
Diameter

Finish

34 Detailed Photography



Technical Illustration



Style	Diameter \varnothing	Centres(A)	Projection(B)	Throw(C)	Overrun(D)	Finish	Code
ASH 232	19	250 - 1250	65	NA	100	Polished Stainless	PS
ASH 232	25	300 - 1500	80	NA	100	Satin Stainless	SS
ASH 232	32	500 - 2100	80	NA	100	Polished Brass	PB
ASH 232	38**	1000 - 2500	80	NA	100	Satin Brass	SB

** Extra fixing points may be required on some sizes.
Contact our technical department for assistance.

Ordering Guide

Please use the following guide as an example when placing an order.

Style

Centres

Fixing kit

ASH232 . (32) . 600 . SB . F2A

Diameter

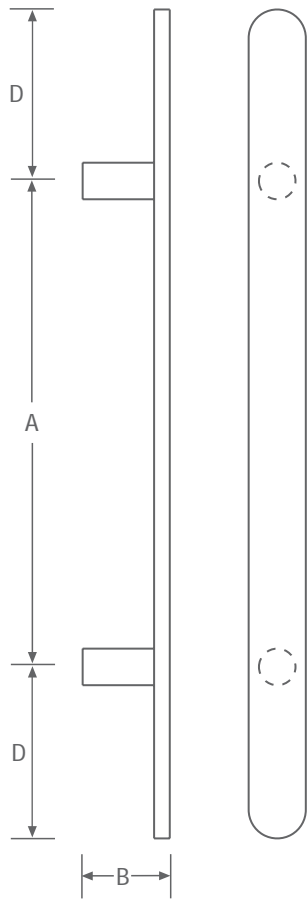
Finish

Detailed Photography



Technical Illustration

35



Style	Plate Size	Centres(A)	Projection(B)	Throw(C)	Overrun(D)	Finish	Code
ASH 234	50 x 8mm	250 - 1250	56	NA	85	Polished Stainless	PS
						Satin Stainless	SS
						Polished Brass	PB
						Satin Brass	SB

** Extra fixing points may be required on some sizes.
Contact our technical department for assistance.

Ordering Guide

Please use the following guide as an example when placing an order.

Centres

Fixing kit

ASH234 . 300 . PS . F2A

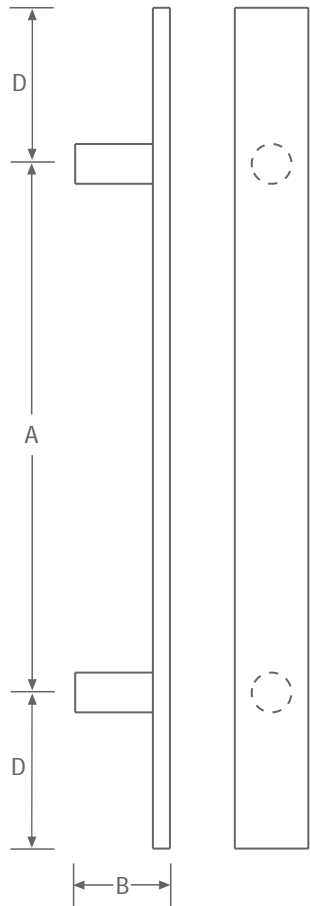
Style

Finish

36 Detailed Photography



Technical Illustration



Style	Plate Size	Centres(A)	Projection(B)	Throw(C)	Overrun(D)	Finish	Code
ASH 235	50 x 8mm	250 - 1250	56	NA	85	Polished Stainless	PS
						Satin Stainless	SS
						Polished Brass	PB
						Satin Brass	SB

** Extra fixing points may be required on some sizes.
Contact our technical department for assistance.

Ordering Guide

Please use the following guide as an example when placing an order.

CentresFixing kit

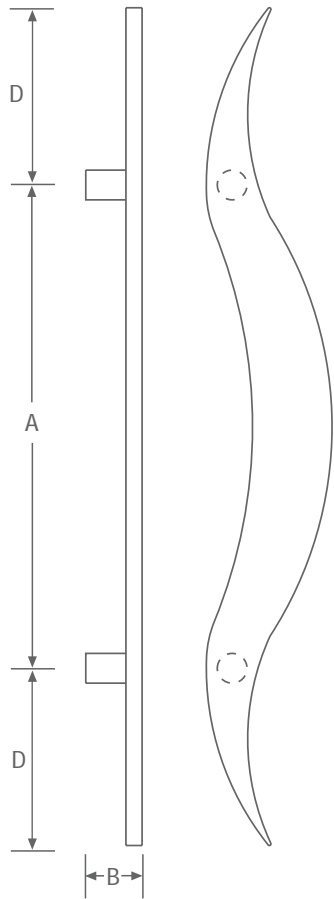
ASH235 . 300 . SS . F2A

StyleFinish

Detailed Photography



Technical Illustration



Style	Plate Size	Centres(A)	Projection(B)	Throw(C)	Overrun(D)	Finish	Code
ASH 236	8mm	500 - 1500	56	NA	***	Polished Stainless	PS
						Satin Stainless	SS
						Polished Brass	PB
						Satin Brass	SB

** Extra fixing points may be required on some sizes.
Contact our technical department for assistance.
*** Contact office for details.

Ordering Guide

Please use the following guide as an example when placing an order.

Style

Centres

Fixing kit

ASH236 . (38) . 500 . PB . F2A

Diameter


Finish

ASH237 Designer Range

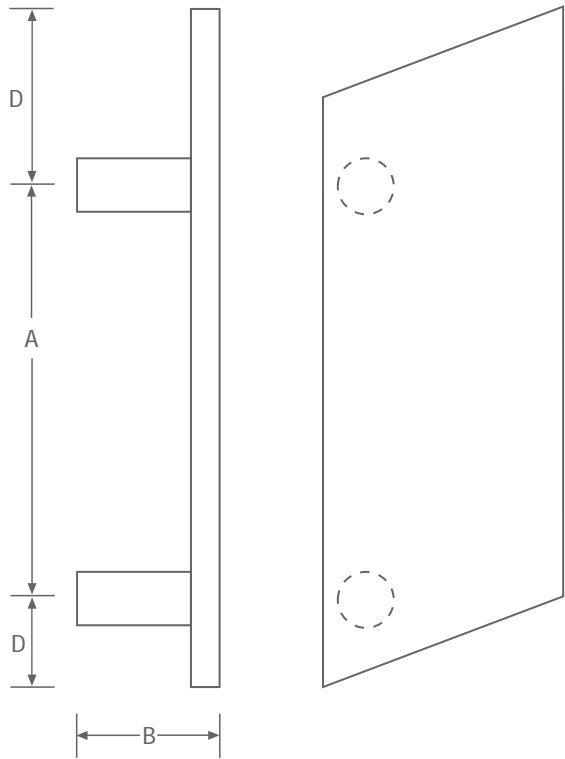


Technical Specification

38 Detailed Photography



Technical Illustration



*** Handing available

Style	Plate Size	Centres(A)	Projection(B)	Throw(C)	Overrun(D)	Finish	Code
ASH 237	8mm	250 - 1000	56	NA	50	Polished Stainless	PS
						Satin Stainless	SS
						Polished Brass	PB
						Satin Brass	SB

** Extra fixing points may be required on some sizes.
Contact our technical department for assistance.

Ordering Guide

Please use the following guide as an example when placing an order.

Centres

Fixing kit

ASH237 . 500 . SB . F2A

Style

Finish

ASH238 Designer Range



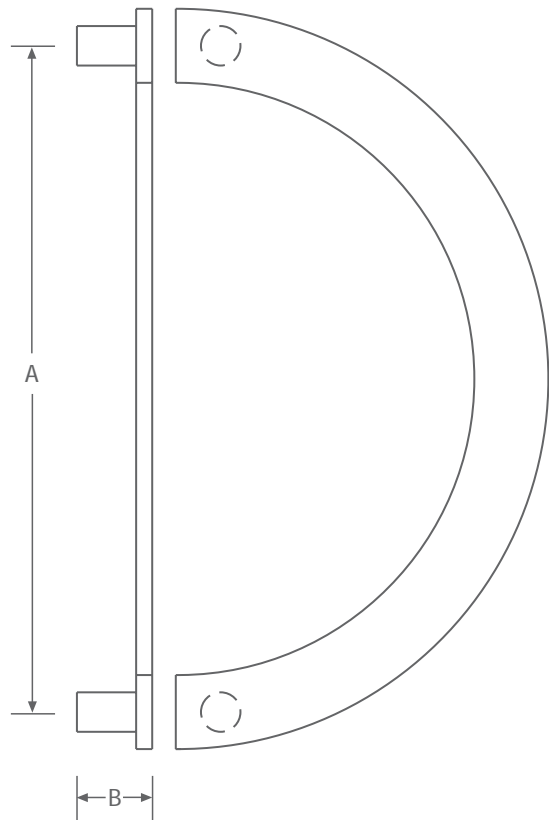
Technical Specification

Detailed Photography



Technical Illustration

39



Style	Plate Size	Centres(A)	Projection(B)	Throw(C)	Overrun(D)	Finish	Code
ASH 238	8mm	250 - 450	56	NA	NA	Polished Stainless	PS
						Satin Stainless	SS
						Polished Brass	PB
						Satin Brass	SB

** Extra fixing points may be required on some sizes.
Contact our technical department for assistance.

Ordering Guide

Please use the following guide as an example when placing an order.

Centres

Fixing kit

ASH238 . 300 . SS . F2A

Style

Finish

More ordering and fixing information can be found at the back of this catalogue

ASH 238

ASH240 Designer Range

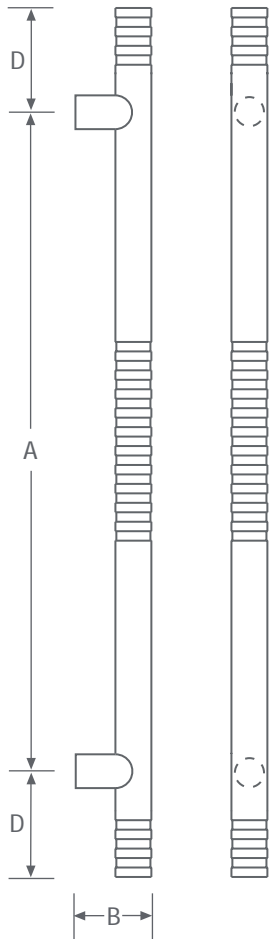


Technical Specification

40 Detailed Photography



Technical Illustration



Style	Diameter \varnothing	Centres(A)	Projection(B)	Throw(C)	Overrun(D)	Finish	Code
ASH 240	19	300 - 1250	65	NA	85	Polished Stainless	PS
ASH 240	25	300 - 1500	65	NA	85	Satin Stainless	SS
ASH 240	32	500 - 2100	80	NA	85	Polished Brass	PB
ASH 240	38**	600 - 2500	80	NA	85	Satin Brass	SB
ASH 240	50**	1500 - 3100	80	NA	85		

** Extra fixing points may be required on some sizes.
Contact our technical department for assistance.

Ordering Guide

Please use the following guide as an example when placing an order.

Style

Centres

Fixing kit

ASH240 . (38) . 800 . PS . F2A

Diameter

Finish

ASH241 Designer Range



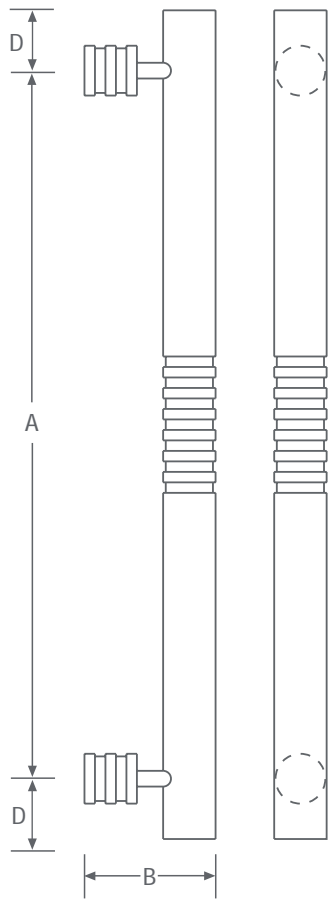
Technical Specification

Detailed Photography



Technical Illustration

41



Style	Diameter \varnothing	Centres(A)	Projection(B)	Throw(C)	Overrun(D)	Finish	Code
ASH 241	19	300 - 1200	65	NA	85	Polished Stainless	PS
ASH 241	25	300 - 1500	80	NA	85	Satin Stainless	SS
ASH 241	32	500 - 2100	80	NA	85	Polished Brass	PB
ASH 241	38**	600 - 2500	80	NA	85	Satin Brass	SB

** Extra fixing points may be required on some sizes.
Contact our technical department for assistance.

Ordering Guide

Please use the following guide as an example when placing an order.

Style

Centres

Fixing kit

ASH241 . (38) . 900 . PB . F2A

Diameter


Finish

ASH244 Designer Range

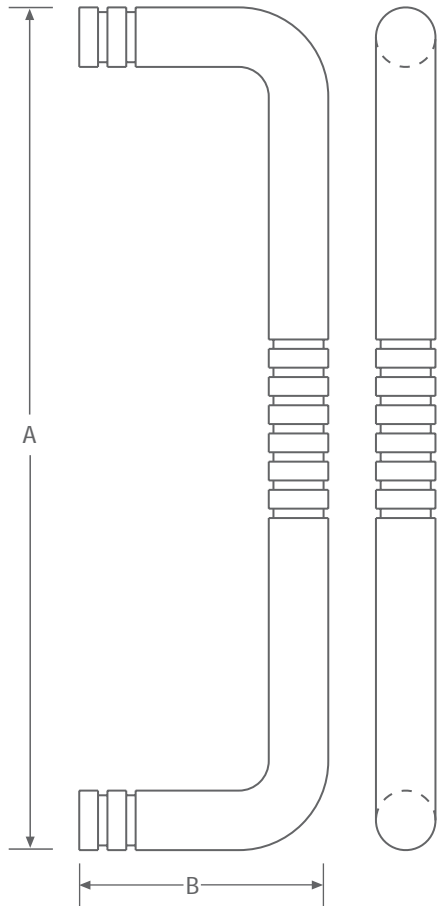


Technical Specification

42 Detailed Photography



Technical Illustration



Style	Diameter \varnothing	Centres(A)	Projection(B)	Throw(C)	Overrun(D)	Finish	Code
ASH 244	19	250 - 1000	65	NA	NA	Polished Stainless	PS
ASH 244	25	300 - 1500	80	NA	NA	Satin Stainless	SS
ASH 244	32	300 - 2100	80	NA	NA	Polished Brass	PB
ASH 244	38	500 - 2500	80	NA	NA	Satin Brass	SB

** Extra fixing points may be required on some sizes.
Contact our technical department for assistance.

Ordering Guide

Please use the following guide as an example when placing an order.

Style

Centres

Fixing kit

ASH244 . (38) . 500 . SS . F2A

Diameter

Finish

ASH246 Designer Range



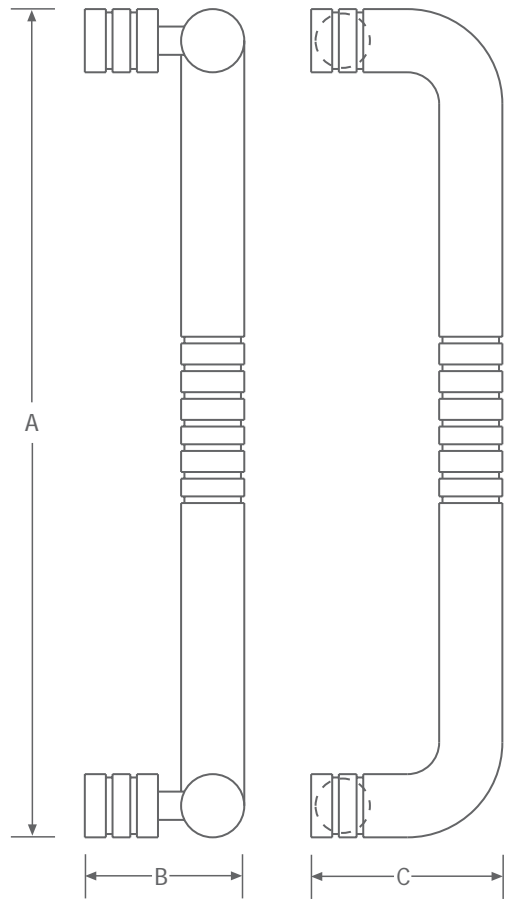
Technical Specification

Detailed Photography



Technical Illustration

43



Style	Diameter \varnothing	Centres(A)	Projection(B)	Throw(C)	Overrun(D)	Finish	Code
ASH 246	19	250 - 1000	65	75	NA	Polished Stainless	PS
ASH 246	25	300 - 1500	80	130	NA	Satin Stainless	SS
ASH 246	32	300 - 2100	80	150	NA	Polished Brass	PB
ASH 246	38	400 - 2500	80	170	NA	Satin Brass	SB

** Extra fixing points may be required on some sizes.
Contact our technical department for assistance.

Ordering Guide

Please use the following guide as an example when placing an order.

Style

Centres

Fixing kit

ASH246 . (38) . 400 . SB . F2A

Diameter

Finish

ASH250 Designer Range

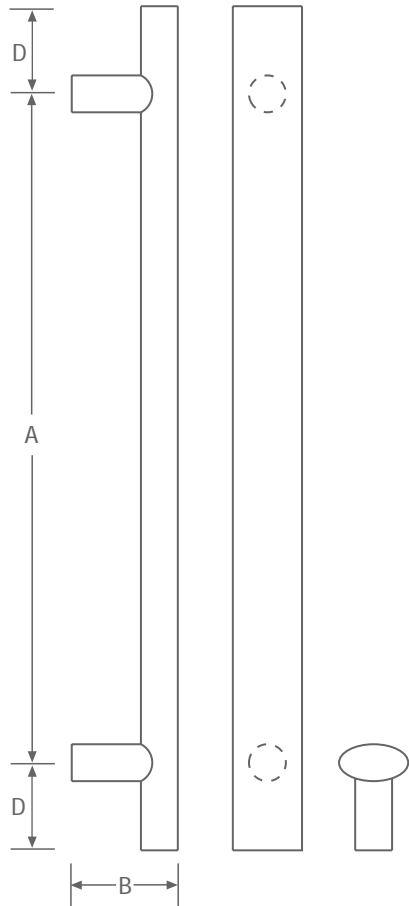


Technical Specification

44 Detailed Photography



Technical Illustration



Style	W x H	Centres(A)	Projection(B)	Throw(C)	Overrun(D)	Finish	Code
ASH 250	30 x 17	250 - 450	65	NA	85	Polished Stainless	PS
ASH 250	39 x 20	300 - 1000	80	NA	85	Satin Stainless	SS
ASH 250	41 x 25	300 - 1500	80	NA	85		
ASH 250	61 x 37	500 - 2000	80	NA	85		
ASH 250	71 x 45	600 - 2300	92	NA	85		

** Extra fixing points may be required on some sizes.
Contact our technical department for assistance.

Ordering Guide

Please use the following guide as an example when placing an order.

Style

Centres

Fixing kit

ASH250 . (32) . 900 . SS . F2A

Diameter

Finish

ASH256 Designer Range



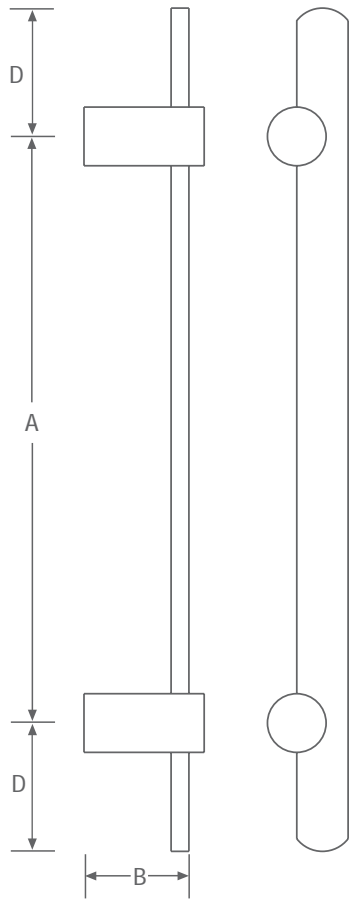
Technical Specification

Detailed Photography



Technical Illustration

45



Style	Plate Size	Centres(A)	Projection(B)	Throw(C)	Overrun(D)	Finish	Code
ASH 256	50 x 8mm	250 - 1250	56	NA	85	Polished Stainless	PS
						Satin Stainless	SS
						Polished Brass	PB
						Satin Brass	SB

** Extra fixing points may be required on some sizes.
Contact our technical department for assistance.

Ordering Guide

Please use the following guide as an example when placing an order.

Centres


Fixing kit

ASH256 . 300 . SS . F2A

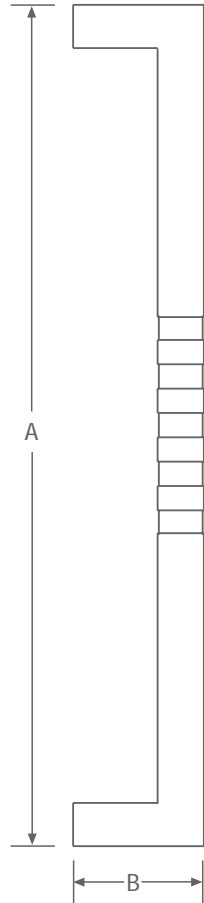
Style

Finish

46 Detailed Photography



Technical Illustration



Style	Tube Size	Centres(A)	Projection(B)	Throw(C)	Overrun(D)	Finish	Code
ASH 258	19 x 19	250 - 1250	65	NA	NA	Polished Stainless	PS
ASH 258	25 x 25	300 - 1500	80	NA	NA	Satin Stainless	SS
ASH 258	32 x 32	300 - 2100	80	NA	NA	Polished Brass	PB
ASH 258	38 x 38	350 - 2500	80	NA	NA	Satin Brass	SB

** Extra fixing points may be required on some sizes.
Contact our technical department for assistance.

Ordering Guide

Please use the following guide as an example when placing an order.

Centres

Fixing kit

ASH258 . 600 . SB . F2A

Style

Finish

ASH260 Designer Range



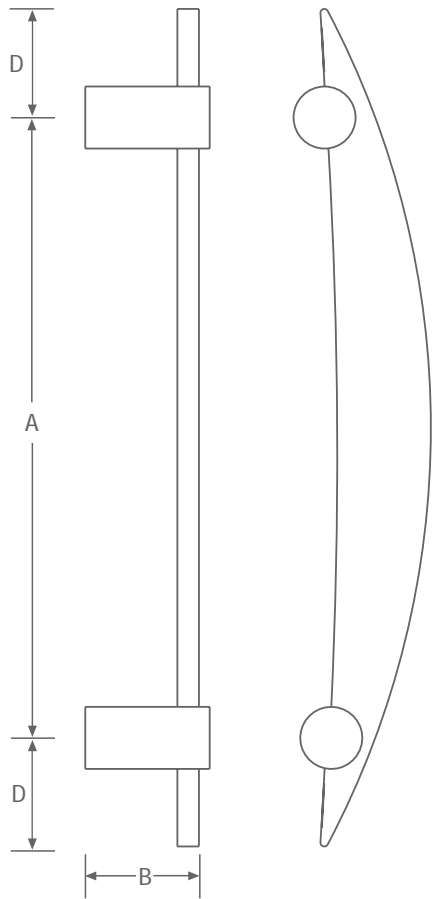
Technical Specification

Detailed Photography



Technical Illustration

47



Style	Plate Size	Centres(A)	Projection(B)	Throw(C)	Overrun(D)	Finish	Code
ASH 260	8mm	250 - 600	56	NA	85	Polished Stainless	PS
						Satin Stainless	SS
						Polished Brass	PB
						Satin Brass	SB

** Extra fixing points may be required on some sizes.
Contact our technical department for assistance.

Ordering Guide

Please use the following guide as an example when placing an order.

Style

ASH260

Centres

400

Fixing kit

F2A


Finish

PB

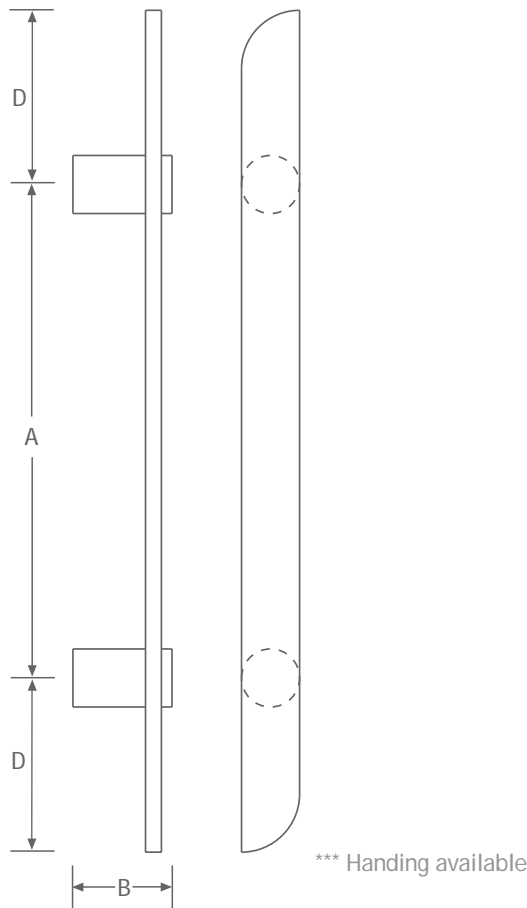
More ordering and fixing information can be found at the back of this catalogue

ASH 260

48 Detailed Photography



Technical Illustration



Style	Plate Size	Centres(A)	Projection(B)	Throw(C)	Overrun(D)	Finish	Code
ASH 262	50 x 8mm	250 - 600	56	NA	85	Polished Stainless	PS
						Satin Stainless	SS
						Polished Brass	PB
						Satin Brass	SB

** Extra fixing points may be required on some sizes.
Contact our technical department for assistance.

Ordering Guide

Please use the following guide as an example when placing an order.

CentresFixing kit

ASH262 . 600 . SB . F2A

StyleFinish

ASH266 Designer Range



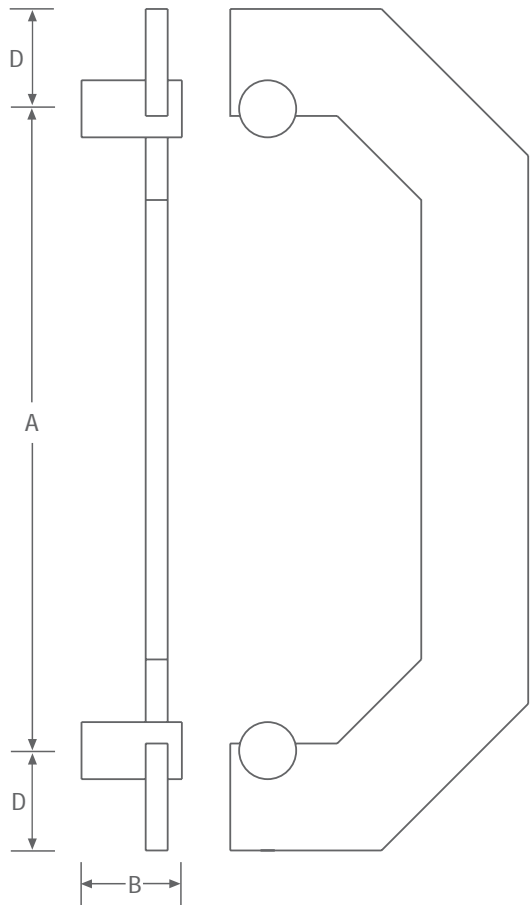
Technical Specification

Detailed Photography



Technical Illustration

49



Style	Plate Size	Centres(A)	Projection(B)	Throw(C)	Overrun(D)	Finish	Code
ASH 266	50 x 8mm	250 - 500	56	NA	50	Polished Stainless	PS
						Satin Stainless	SS
						Polished Brass	PB
						Satin Brass	SB

** Extra fixing points may be required on some sizes.
Contact our technical department for assistance.

Ordering Guide

Please use the following guide as an example when placing an order.

Centres

Fixing kit

ASH266 . 400 . PB . F2A

Style

Finish

More ordering and fixing information can be found at the back of this catalogue

ASH 266

ASH268 Designer Range

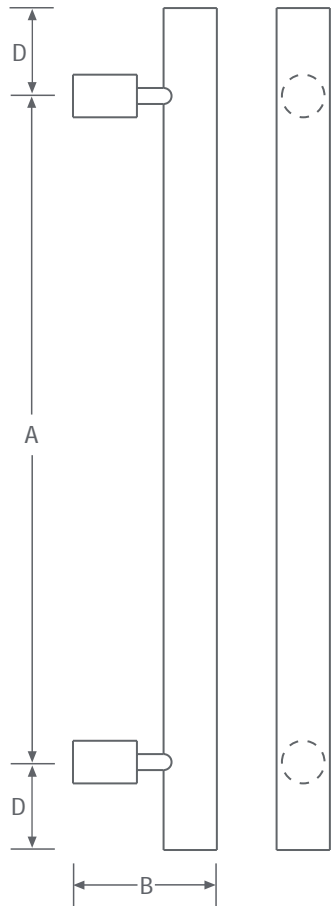


Technical Specification

50 Detailed Photography



Technical Illustration



Style	Diameter \varnothing	Centres(A)	Projection(B)	Throw(C)	Overrun(D)	Finish	Code
ASH 268	19	300 - 1250	65	NA	85	Polished Stainless	PS
ASH 268	25	400 - 1500	80	NA	85	Satin Stainless	SS
ASH 268	32	400 - 2000	80	NA	85	Polished Brass	PB
ASH 268	38**	500 - 2500	80	NA	85	Satin Brass	SB
ASH 268	50**	1000 - 3000	95	NA	85		

** Extra fixing points may be required on some sizes.
Contact our technical department for assistance.

Ordering Guide

Please use the following guide as an example when placing an order.

Style

Centres

Fixing kit

ASH268 . (38) . 900 . SS . F2A

Diameter

Finish

ASH270 Designer Range



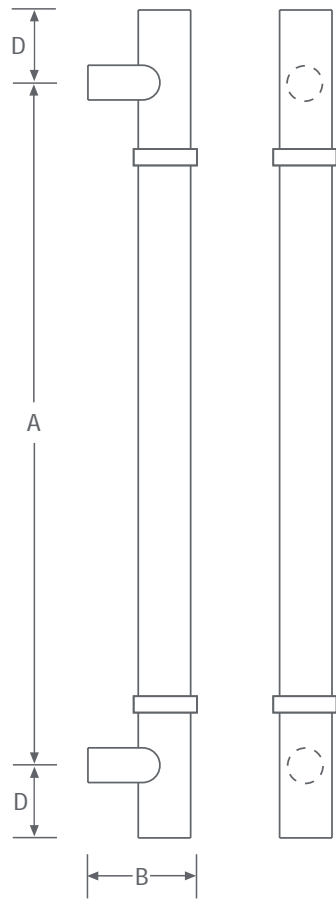
Technical Specification

Detailed Photography



Technical Illustration

51



Style	Diameter \varnothing	Centres(A)	Projection(B)	Throw(C)	Overrun(D)	Finish	Code
ASH 270	19	250 - 1250	65	NA	85	Polished Stainless	PS
ASH 270	25	400 - 1500	80	NA	85	Satin Stainless	SS
ASH 270	32	400 - 2000	80	NA	85	Polished Brass	PB
ASH 270	38**	500 - 2500	80	NA	85	Satin Brass	SB
ASH 270	50**	1000 - 3000	95	NA	85		

** Extra fixing points may be required on some sizes.
Contact our technical department for assistance.

Ordering Guide

Please use the following guide as an example when placing an order.

Style

Centres

Fixing kit

ASH270 . (38) . 900 . SS . F2A

Diameter

Finish

More ordering and fixing information can be found at the back of this catalogue

ASH 270

ASH272 Designer Range




Technical Specification

52 Detailed Photography



Technical Illustration



Style	Diameter \varnothing	Centres(A)	Projection(B)	Throw(C)	Overrun(D)	Finish	Code
ASH 272	19	300 - 1250	65	NA	15	Polished Stainless	PS
ASH 272	25	400 - 1500	80	NA	15	Satin Stainless	SS
ASH 272	32	400 - 2000	80	NA	15	Polished Brass	PB
ASH 272	38**	500 - 2500	80	NA	15	Satin Brass	SB

** Extra fixing points may be required on some sizes.
Contact our technical department for assistance.

Ordering Guide

Please use the following guide as an example when placing an order.

Style

Centres

Fixing kit

ASH272 . (38) . 900 . SB . F2A

Diameter

Finish

ASH274 Designer Range



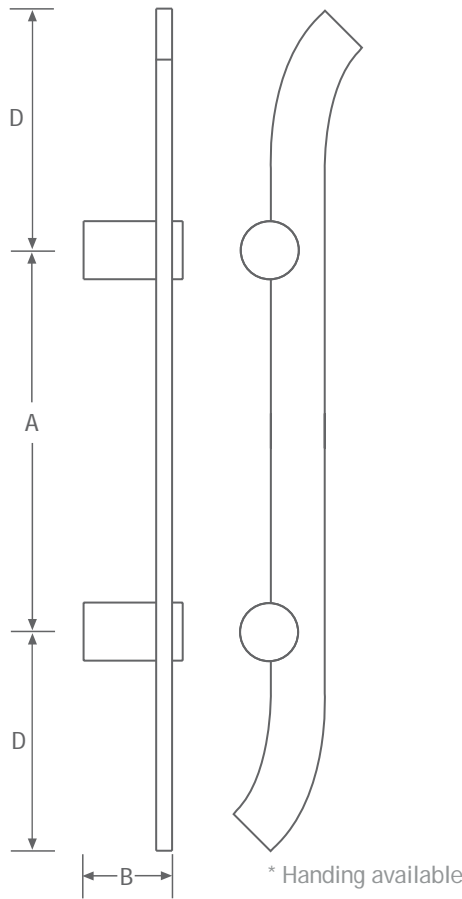
Technical Specification

Detailed Photography



Technical Illustration

53



Style	Plate Size	Centres(A)	Projection(B)	Throw(C)	Overrun(D)	Finish	Code
ASH 274	50 x 8mm	250 - 600	56	NA	150	Polished Stainless	PS
						Satin Stainless	SS
						Polished Brass	PB
						Satin Brass	SB

* Denotes not available in SAA or COL
** Extra fixing points may be required on some sizes.
Contact our technical department for assistance.

Ordering Guide

Please use the following guide as an example when placing an order.

Centres

Fixing kit

ASH274 . 400 . PB . F2A

Style

Finish

More ordering and fixing information can be found at the back of this catalogue

ASH 274